

CAREERS

COLORING AND ACTIVITY BOOK





This
COLORING
& Activity
BOOK

belongs to:



State of Delaware
John Carney, Governor

Delaware Department of Labor
Cerron Cade, Secretary


Children start to become aware of the world of careers as early as pre-school. Even through simple life experiences, they become aware of the nature of careers and they begin to form their own ideas about career roles.

The coloring pages and activities in this book are intended to be fun for children in the Pre-K to 3rd grade age groups. They have been designed around the 16 Career Clusters that were developed by the U.S. Department of Education. Some of the activities in this publication were adapted from “Career Peeks” by the Montana Department of Labor.

This is the second edition of the Careers Coloring & Activity Book. We encourage teachers to share with us any feedback you may have on the book or any unique teaching methods that we can share with your colleagues in the state.

For additional copies of this coloring and activity book, please contact:

Kristie Manley
Delaware Career Resource Network
19 W. Lea Blvd.
Wilmington, DE 19802
(302) 761-8064
Kristie.Manley@state.de.us
<http://dcrn.delawareworks.com>



This workforce product was funded by a grant awarded by the U.S. Department of Labor's Employment and Training Administration. The product was created by the recipient and does not necessarily reflect the official position of the U.S. Department of Labor. The Department of Labor makes no guarantees, warranties, or assurances of any kind, express or implied, with respect to such information, including any information on linked sites and including, but not limited to, accuracy of the information or its completeness, timeliness, usefulness, adequacy, continued availability, or ownership. This product is copyrighted by the institution that created it. Internal use by an organization and/or personal use by an individual for non-commercial purposes is permissible. All other uses require the prior authorization of the copyright owner.

Careers Are Everywhere!

Pay attention to what is going on around you today.
How many careers can you find?

OCCUPATION WORD SEARCH ACTIVITY:

Find and circle the occupation words below.

PAINTER
DANCER
LIBRARIAN
TEACHER

MAIL CARRIER
NURSE
CHEF
FIREFIGHTER

MECHANIC
FLORIST
CHEMIST
ACCOUNTANT

A	V	P	C	I	N	A	H	C	E	M
L	T	N	A	T	N	U	O	C	C	A
I	H	U	Z	E	C	D	H	L	P	I
B	U	R	I	C	H	E	F	A	W	L
R	K	S	F	A	M	T	I	R	O	C
A	M	E	J	I	S	N	C	E	D	A
R	T	Y	S	I	T	G	M	H	L	R
I	E	T	R	E	B	R	K	C	X	R
A	G	O	R	R	E	C	N	A	D	I
N	L	Q	N	H	J	S	F	E	B	E
F	I	R	E	F	I	G	H	T	E	R

OCCUPATIONAL TOOLS ACTIVITY


Match the objects with the workers by drawing a line between the two.



MECHANIC




HAIR STYLIST



NURSE



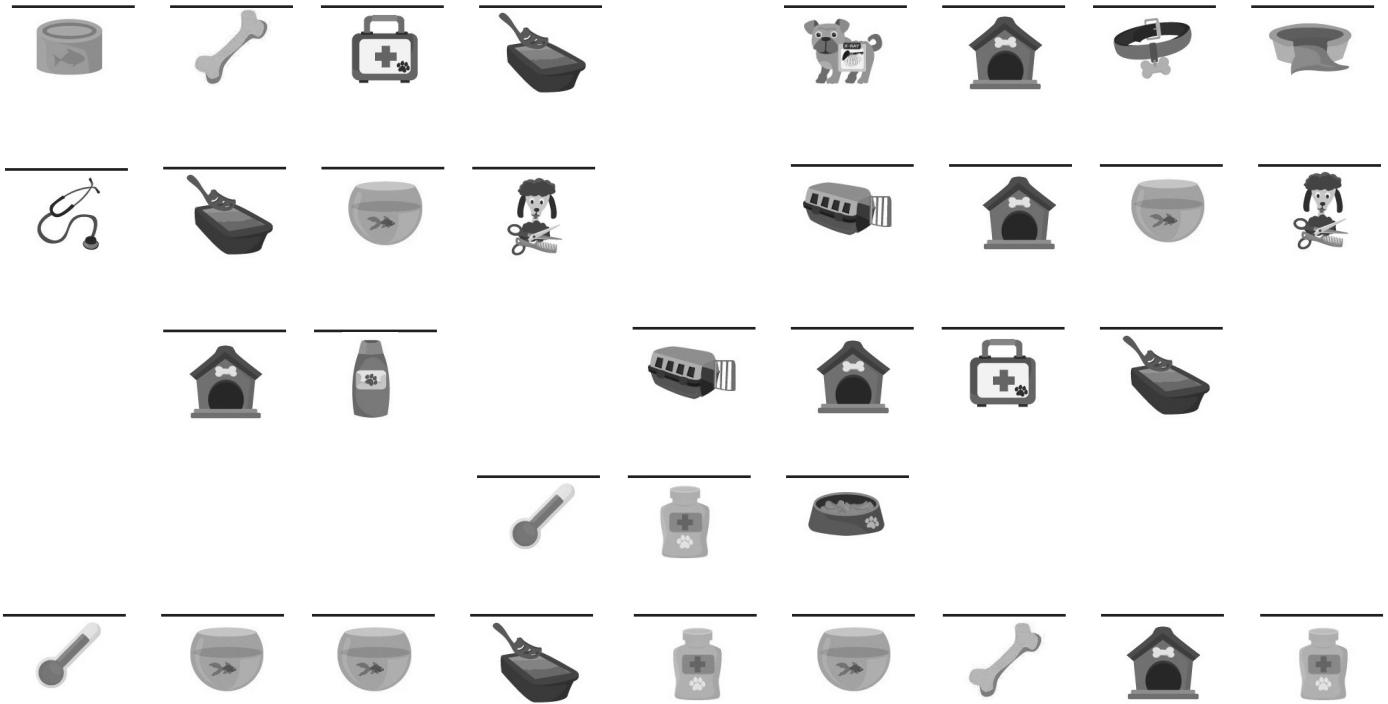
VETERINARIAN



Veterinarians take care of animals. They take care of healthy animals and they give medicine to sick animals to help them feel better.


SECRET MESSAGE ACTIVITY

Using the codes at the bottom of the page, fill in the blanks with the letter that matches each picture. This will reveal the veterinarian's secret message to you.





ANIMAL ACTIVITY


Name the animals. Write your answers on the lines below each picture.















VETERINARIAN TOOLS ACTIVITY

Circle the items that a veterinarian would use for his or her daily work.




BUS DRIVER




School bus drivers take students to and from school each day. They also drive students on field trips and to sporting events.

BUS DRIVER MAZE ACTIVITY

Help the bus driver find his way through town to get to the elementary school.





GRAPHIC DESIGNER



Graphic designers combine art and technology to create graphics for products, logos, and websites.

SPOT THE DIFFERENCES ACTIVITY

Look at the pictures and circle 8 things that are different in each set of pictures.



Answers: Top Photo - Branches on left side of tree, rabbit, bird #1, bird #2, bottom two clouds, worm's mouth, center of flower, and blue bird's heel.
Bottom Photo - Mouse, milk bottle, raccoon's teeth, water droplets near raccoon's hand, red sun, fish's gill, eagle's hair, rabbit.


FIREFIGHTER



Firefighters put out fires using water hoses and fire extinguishers. They also teach the public about fire safety.

FIREFIGHTER'S GEAR ACTIVITY

Firefighters need special clothing and equipment to keep them safe from fire and smoke. Fill in the blanks to label the firefighter's gear using the options in the Word Bank.



Word Bank:

Water Hose	Air Hose	Gloves	Rope
Protective Coat	Axe	Protective Pants	Air Tank
First Aid Kit	Face Shield	Boots	Helmet

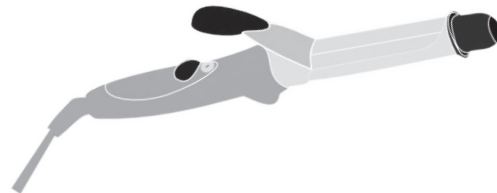
HAIR STYLIST



Hair stylists make people's hair look nice. They wash, cut, color, and style hair. They use brushes, scissors, blow dryers, and curling irons.

MATCHING ACTIVITY

The words and pictures below are tools hair stylists use.
Draw a line to match the word to the correct picture.



brush

chair


mirror

curling iron

blow dryer

scissors



TEACHER



Teachers help students learn in a classroom.
They teach many subjects, such as reading,
spelling, math, and science.

TEACHER SUPPLIES ACTIVITY

Circle the items that a teacher would use for his or her daily work.




FLORIST



Florists cut and arrange flowers for people to buy for special occasions such as birthdays, weddings, and anniversaries.

COLOR BY NUMBER ACTIVITY

Color by number using the colors listed at the bottom of this page.



1. Red 2. Yellow 3. Light Green 4. Dark Green 5. Blue 6. Purple

LIBRARIAN



Librarians help people find books in a library.
They also read stories to children and
organize books so they are easy to find.

ALPHABETICAL ORDER ACTIVITY

Help the librarian put the words below in alphabetical order.

- | | |
|-------------------|-----------|
| bookshelf | 1. _____ |
| librarian | 2. _____ |
| book | 3. _____ |
| study | 4. _____ |
| computer | 5. _____ |
| magazine | 6. _____ |
| learn | 7. _____ |
| maps | 8. _____ |
| read | 9. _____ |
| dictionary | 10. _____ |

BANK TELLER



Bank tellers cash checks, deposit money, and collect loan payments. They work on computers and use machines that count money.

COUNTING MONEY ACTIVITY

Count the total amount in each group and write it on the line.

\$16.28
 □ □
 dollars cents

\$ _____

\$ _____

\$ _____

\$ _____

\$ _____

\$ _____

\$ _____

\$ _____


PAINTER



Painters choose colors and apply paint or other finishes to make surfaces look new. They do this using paint brushes, rollers, or sprayers.

HIDDEN PICTURE ACTIVITY

Find and circle the hidden pictures below.



MATCHING ACTIVITY

Match the objects with the workers by drawing a line between the two.



PAINTER



VETERINARIAN



FIREFIGHTER



CAREER WORD SEARCH ACTIVITY

Find and circle the career words below.

JOB
HEALTH
FUN
WORK
TEACH

FARM
TRAVEL
SKILL
TOOLS
BUILD

CAREER
GOALS
ART
COLLEGE
SCIENCE

J	A	U	F	A	R	M	V	O	C	F
C	O	L	L	E	G	E	A	H	U	B
A	G	B	D	E	O	L	R	N	L	H
R	S	U	J	C	A	L	W	E	Q	E
E	T	I	Y	N	L	I	K	D	P	A
E	F	L	C	E	S	K	X	W	T	L
R	I	D	V	I	M	S	L	O	O	T
N	L	A	H	C	Z	B	E	R	S	H
G	R	M	F	S	O	I	N	K	P	M
T	E	A	C	H	R	K	A	R	T	J

CHEF



Chefs cook food at restaurants and other places where food is served. They also plan menus, and hire and train new cooks.

COLOR BY NUMBER ACTIVITY

Color by number using the colors listed below:

1 - Blue

4 - Green

7 - Brown


2 - Yellow

5 - Orange

8 - Lt. Green

3 - Red

6 - Purple



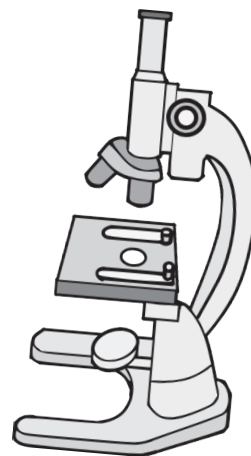
ACCOUNTANT



Accountants make sure financial records and statements are correct. They also make sure that taxes are paid on time.

ACCOUNTANT'S TOOLS ACTIVITY

Circle the items that an accountant would use for his or her daily work.



MECHANIC




Mechanics inspect, maintain, and repair cars and trucks. They work with tools and computers.

MECHANIC'S TOOLS ACTIVITY

Count the number of objects in each set.

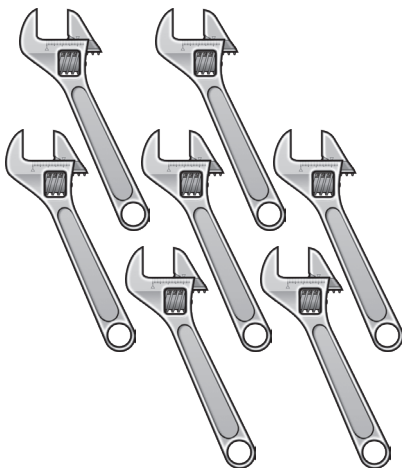
Write the number on the line.













NURSE

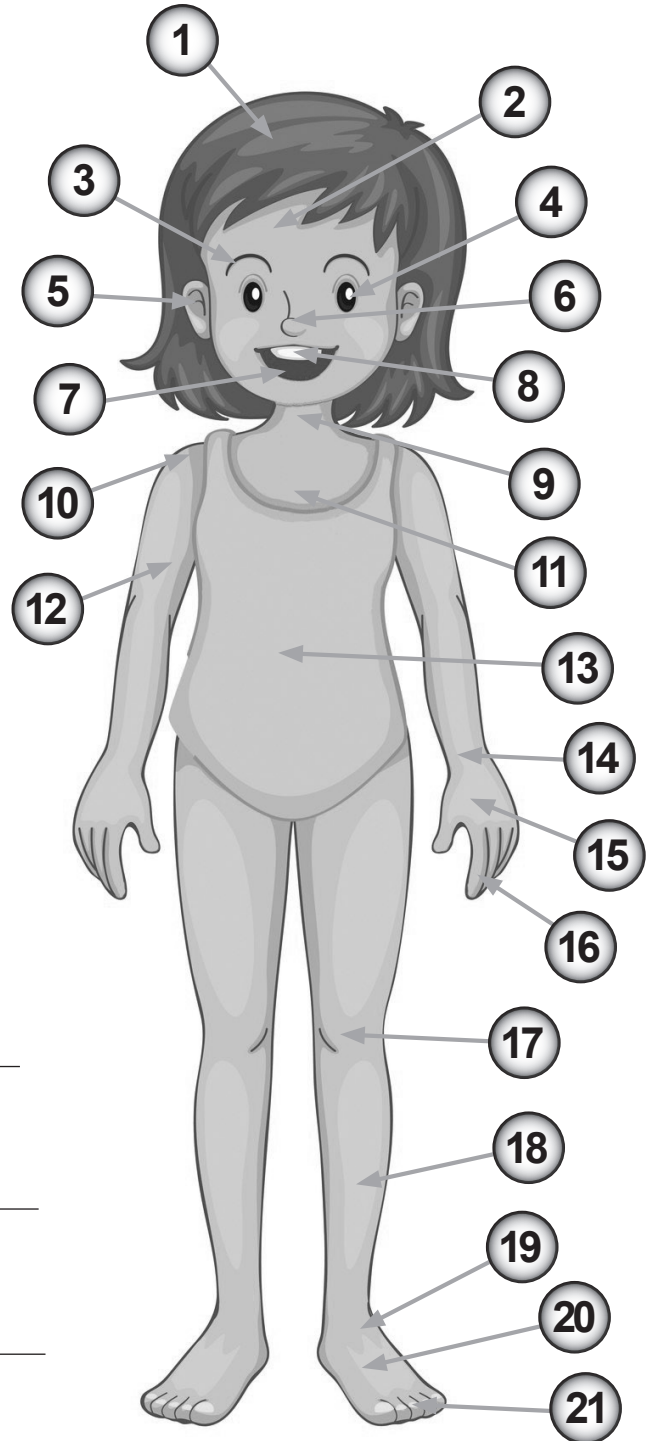


Nurses take care of patients. They observe and take notes. Nurses work in hospitals, doctors' offices and schools.

THE HUMAN BODY ACTIVITY

Unscramble the words and then match them with the appropriate numbered body part. Write the number in the circle in front of the word.

- AHDN** _____
- NEKE** _____
- HETET** _____
- RIHA** _____
- OTE** _____
- REA** _____
- LAENK** _____
- GLE** _____
- KECN** _____
- LBYEL** _____
- GIRFEN** _____
- TOFO** _____
- SWTIR** _____
- MAR** _____
- BERWYEO** _____
- YEE** _____
- ODSRHELU** _____
- SCEHT** _____
- HOFERADE** _____
- HOMTU** _____
- SEON** _____



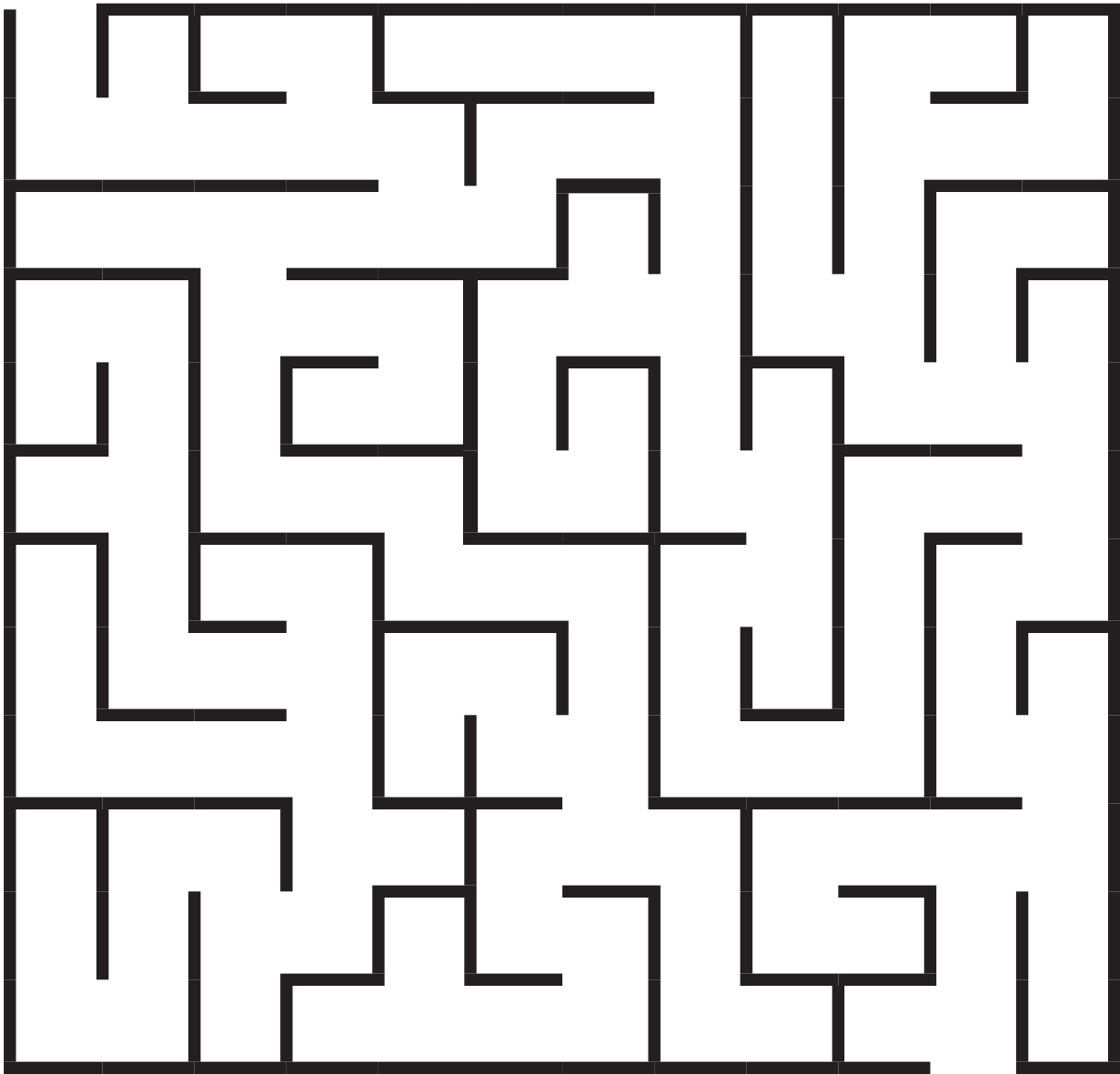
MAIL CARRIER



A mail carrier works mostly outdoors, delivering mail to your home. They also collect mail from public mail boxes.

MAIL CARRIER MAZE ACTIVITY

Help the mail carrier find his way through the maze to get to the mailbox to deliver the mail.



CHEMIST



Chemists do experiments that require problem solving and record keeping. They work in laboratories and offices.


MATCHING ACTIVITY

Draw a line that matches the words to the pictures.



● Scientist

● Magnifying Glass



● Experiment

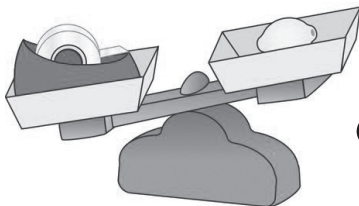
● Scale



● Goggles



● Test Tubes



● Microscope



● Laboratory

DANCER

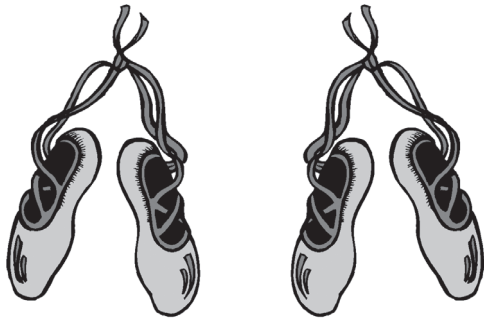


Dancers express ideas and stories using dance.
Some types of dance are ballet, jazz,
modern dance, tap, and tango.

LEFT & RIGHT ACTIVITY

See instructions below for each set of pictures.

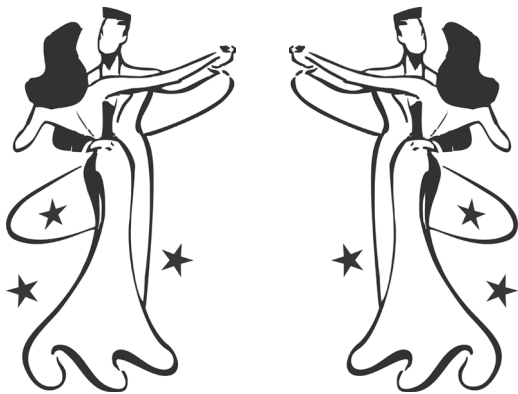
Circle the ballet slippers that are on the **left**.




Circle the music notes that are on the **right**.



Color the dance couple on the **right** green.




Draw a dancer on the stage on the **left**.



Draw a flower to the **right** of the dancers. Draw a music note to the **left** of the dancers.




CARPENTER




Carpenters build, repair, and install structures made from wood and other materials. They use hammers, drills, saws, and other tools.

COUNTING ACTIVITY

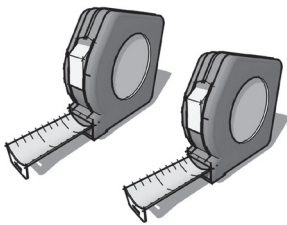
Count the tools in each group and put your answer on the line below them. Add the groups together and put your answer on the line to the right.

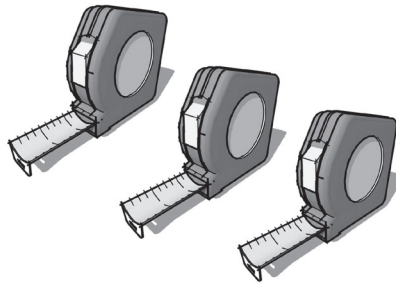




+

=





+

=

Circle the item below that a carpenter would **not** use.



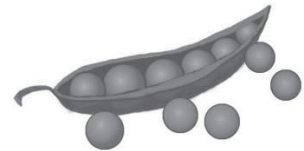



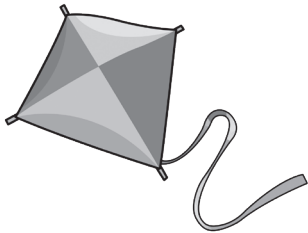
CHILDCARE WORKER



Childcare workers help children with basic needs such as dressing, feeding, and overseeing play.

RHYMING ACTIVITY

Draw a line from each toy on the left to two pictures inside the box that it rhymes with.



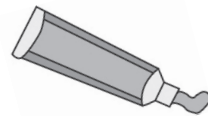
DENTIST

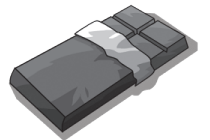



Dentists help their patients take care of their teeth and gums. They also tell them about food choices that affect their teeth.

HEALTHY TEETH ACTIVITY

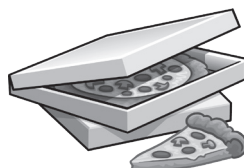
Cross out the things in each row that do not keep your teeth healthy. What letter do the remaining items in each row start with? Write that letter on the line to the left.











CASHIER



Cashiers work in stores and take money from customers purchasing items or services. They also help customers find things in stores.

MONEY COUNTING ACTIVITY


Count the coins in the piggy bank. Write the total amount on the line below.

\$ _____



Bonus Question: Mary's grocery total came to \$1.76, does she have enough money to pay the bill?

COMPUTER PROGRAMMER




Computer programmers design computer software programs. They tell computers what to do in a language called code.

PATTERN ACTIVITY

Draw the shape on each line that would come next in each pattern.



PILOT

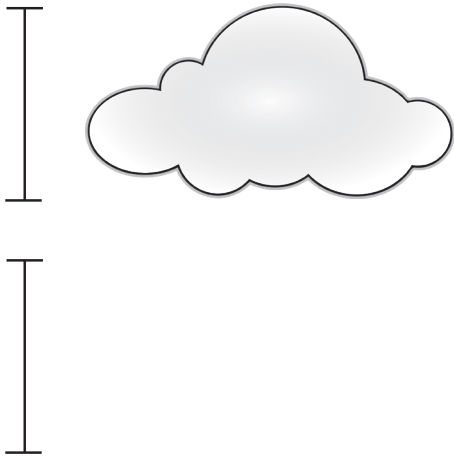


Pilots fly airplanes, helicopters, and other aircraft. They transport people and cargo.

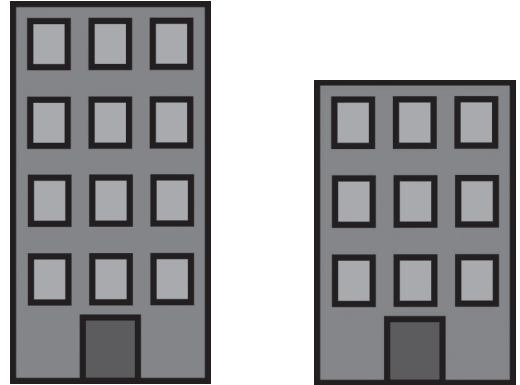
SIZE ACTIVITY

See instructions below for each set of pictures.


Draw a cloud that is **longer** than this one.



Circle the building that is **shorter**.



Draw a building that is **shorter** than this one.



Circle the suitcase that is **longer**.



Use a red crayon to circle the airplane that is **longer**. Use a blue crayon to circle the airplane that is **shorter**.

